









S. NO	Questions	A	B	C	D	Please mention Correct answer (A/B/C/D)
2	_____ consists of instructions of the work to be carried out by basic closing operator	Job card	Identity card	Log book	Accident report	
7	At the end of the day, you notice some stiffness in your back and realize it's from working in the same position for extended periods of time. You make a note to:	Vary your position more often	Talk to your boss about an ergonomics assessment of your workstation	Book a massage	Both A and B	
8	Before operating closing machines you should check for which of the following?( i). Machine controls (ii).Components attachments (iii). Changing needles (iv). Changing threads	i and ii only	ii and iii only	i, ii and iii only	i, ii, iii and iv	
9	Busted seams are repaired using which of the following materials?	Curved needle only	Upholstery thread only	Needle nose only	All of the above	
11	How do you ensure that your workplace is neat and tidy?	By reducing the material wastage for production	Immediately dispatching the materials to the next stage	Both A and B	By storing the waste materials next to your desk and disposing them weekly	
12	How do you ensure the quality of products before dispatching them to the next stage?	Performing quality checks at agreed intervals and in the approved way	Check and verify every stage in the Closing processes	Ensure that without any damage, complete product is done	All of the above	
13	How should you interact with other team members while coordinating with them for any work?	Arrogantly	Politely	Rudely	Aggressively	
14	Identify the fault in the image given 	Detached zipper	Ripped seam	Loose stitch	Lining not attached properly	
15	Identify the material given below 	Cutter	Piping	Seam awl	Shaper	
16	Identify the part of closing machine given below 	Knives	Spring balancer	Needle plate	Hook	

17	Identify the purpose of machine used for?		Bag closing machine	Packaging machine	Leather cutting machine	Leather jacket sewing machine	
22	On your way to dispatching the products, you walk past that piece of equipment and notice that one of the guards has been removed. What do you do?		Lock out the machine	Put it back in place, if you are qualified to do so	Report it to your supervisor	All of the above	
25	The following machine in leather industry is used for		Eyelet or riveting	Pressing for getting proper texture	Smooth edging	Repairing bobbins of sewing machine	
29	The type of sewing machine given in the image below is		Post bed sewing machine	Flat bed sewing machine	Zig zag machine	Piping machine	
31	What is the error in the leather product given below?		Broken seam	Piping error	Bad leather quality	No proper edging	
32	What is the work done in the image given below?		Edging	Piping	Zigzag	Cutting	
35	When you find the product damaged, what will you do?		Immediately correct using suitable measures	Immediately escalate to the supervisor	Throw the damaged product in the dustbin	Use the damaged product for personal/cleaning purpose	

37	Which of the following is NOT a guideline for safe lifting?	Do not lift any item that you cannot get your arms around or that you cannot see over when carrying.	Bend slightly at the knees and hips but do not stoop	Lift with the leg muscles	Keep the object away from the body.	
38	Which of the following rules contributes to a safe, accident-free work environment?	Take adequate time	Correct unsafe conditions immediately or report it to a supervisor	Do it safely the first time	All of the above	
40	Who should you report when you come across any damages in products?	Supervisor	Colleague	Person responsible for damage	No one	